

# Oklahoma State University Center for Health Science Physician Assistant Program

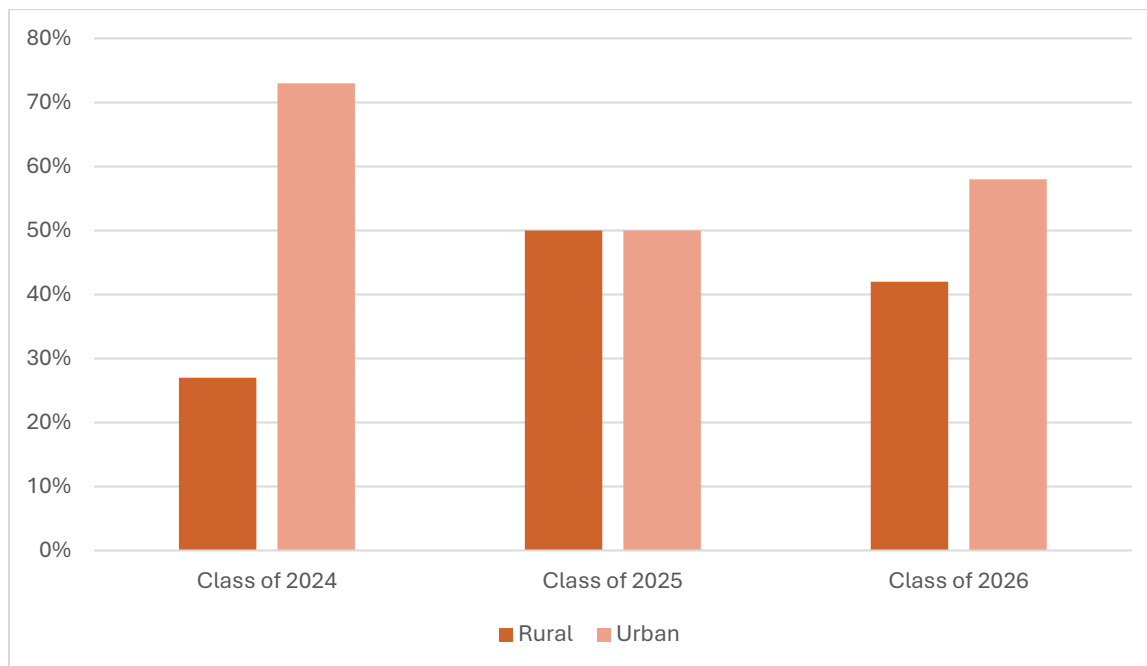
## *Effectiveness of the Program in Meeting its Goals*

*Data is based on past three matriculating or graduating cohorts*

**Goal #1: Admit students from rural and underserved areas within Oklahoma to serve the mission of returning healthcare providers to these communities.**

*The Program shows effectiveness in meeting this goal through three different datasets.*

### **Matriculant Residency Status**

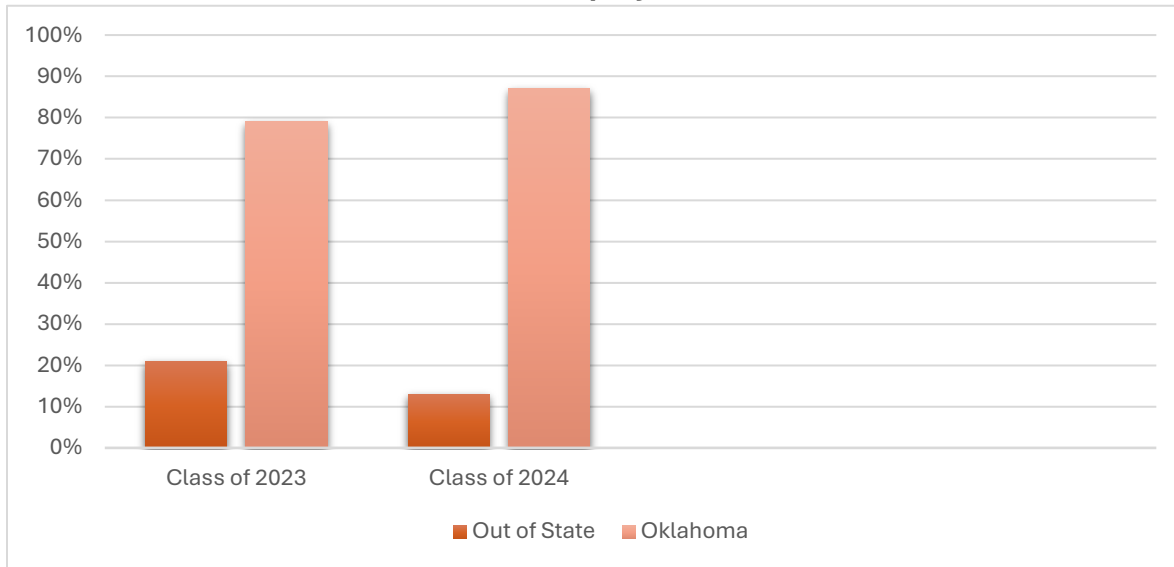


Data Source: WebAdmit

**Benchmark:** At least 20% of a cohort will be represented by rural areas of Oklahoma

**Outcome:** The Program meets this benchmark based on past three matriculating cohorts

### Graduates Employed in Oklahoma

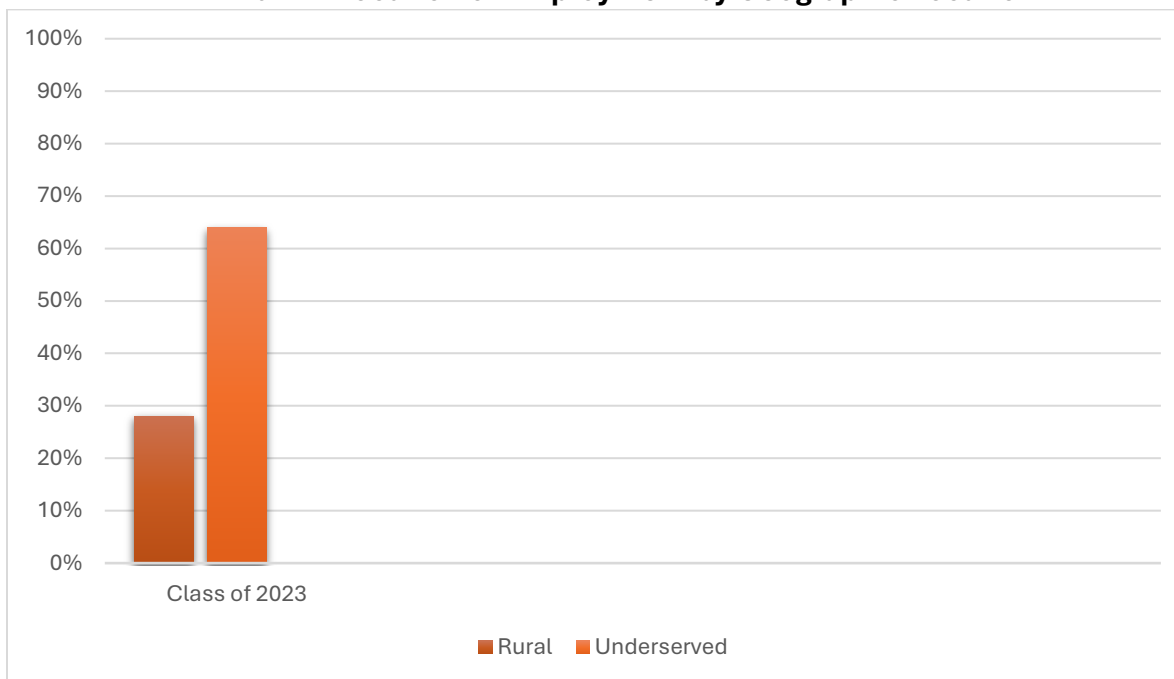


Data Source: OSU CHS Graduate Survey

**Benchmark:** At least 70% of program graduates work in the state of Oklahoma

**Outcome:** The Program meets this benchmark, will post additional graduate data when available

### Alumni Location of Employment by Geographic Location



Data Source: OSU CHS Alumni Survey

**Benchmark:** At least 20% of program alumni work in rural or underserved areas.

**Outcome:** The Program meets this benchmark, will post additional alumni data when available

**Goal #2: Graduate students that are skilled, competent, and well prepared for successful clinical practice.**

*The Program shows effectiveness in meeting this goal through four different datasets.*

**Clinical Summative Exam Performance**

	Class of 2023	Class of 2024
<b>Successful summative exam performance on first attempt</b>	71%	88%
<b>Successful summative exam performance after remediation</b>	100%	100%

Data Source: Program Records

**Benchmark:** Clinical summative exam pass rate of 85% or higher on first attempt without remediation.

**Outcome:** The Program has shown improvement in meeting this benchmark, will post additional data when available.

**NCCPA Program Report**

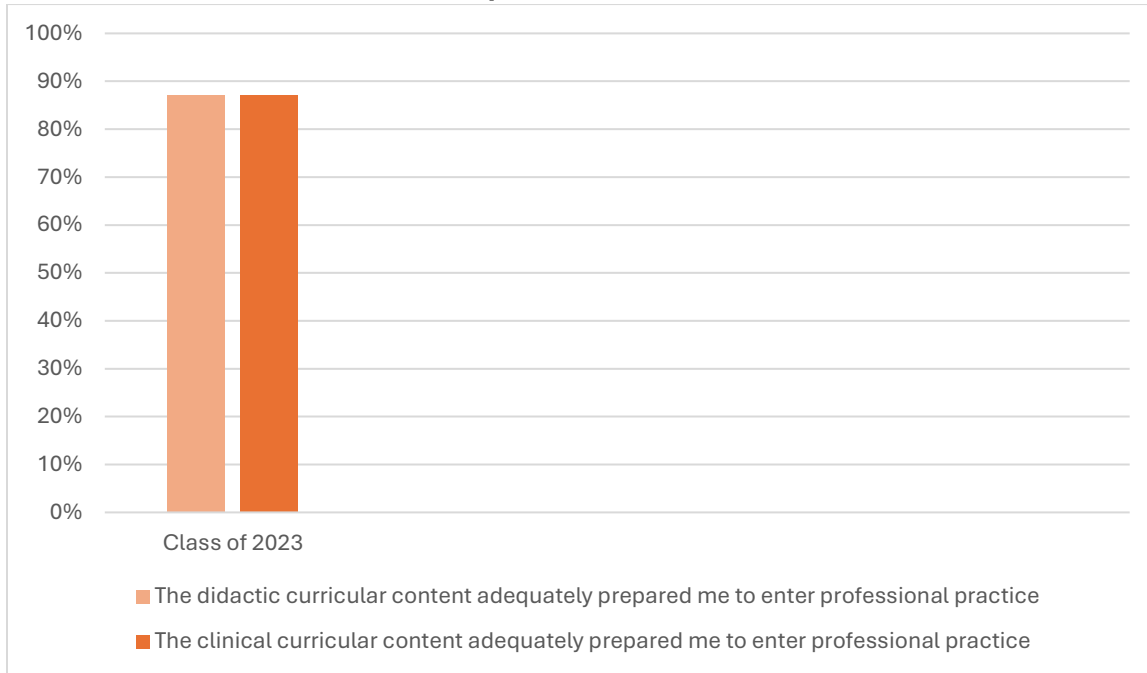
Class	Group	Number of Candidates who Took PANCE	Number of Exam Attempts	Number of Exam Passed	Program Exam Pass Rate	National Exam Pass Rate for the Class Graduation year	% of Candidates Who Ultimately Passed PANCE
<b>Class of 2023</b>	All Takers	21	22	21	95%	89%	100%
	First Time Takers	21	21	20	95%	92%	100%
<b>Class of 2024</b>	All Takers	23	23	23	100%	90%	100%
	First Time Takers	23	23	23	100%	92%	100%

Data Source: NCCPA Exam Performance Summary Report

**Benchmark:** Maintain an 85% first time pass rate and an 85% all time pass rate

**Outcome:** The Program meets this benchmark, will post additional data when available

### Alumni Preparedness for Clinical Practice

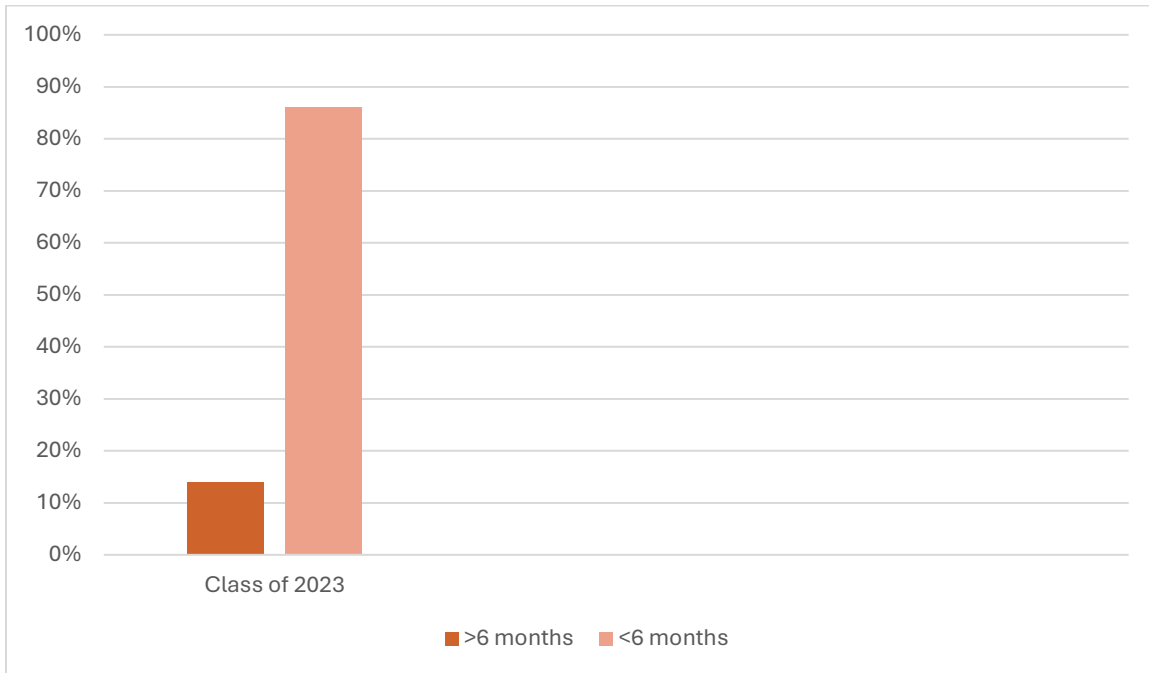


Data Source: OSU CHS Alumni Survey

**Benchmark:** At least 85% of alumni report being prepared for clinical practice by both the didactic and clinical curriculum

**Outcome:** The Program meets this benchmark, will post additional alumni data when available

## Time to Employment



Data Source: OSU CHS Alumni Survey

**Benchmark:** At least 85% of alumni report that they obtained a job within six months of Program completion.

**Outcome:** The Program meets this benchmark, will post additional alumni data when available

**Goal #3: Graduate students that value the importance of life-long learning and utilize current evidence-based guidelines.**

*The Program shows effectiveness in meeting this goal through three different datasets.*

**Completion of Research Methods Course**

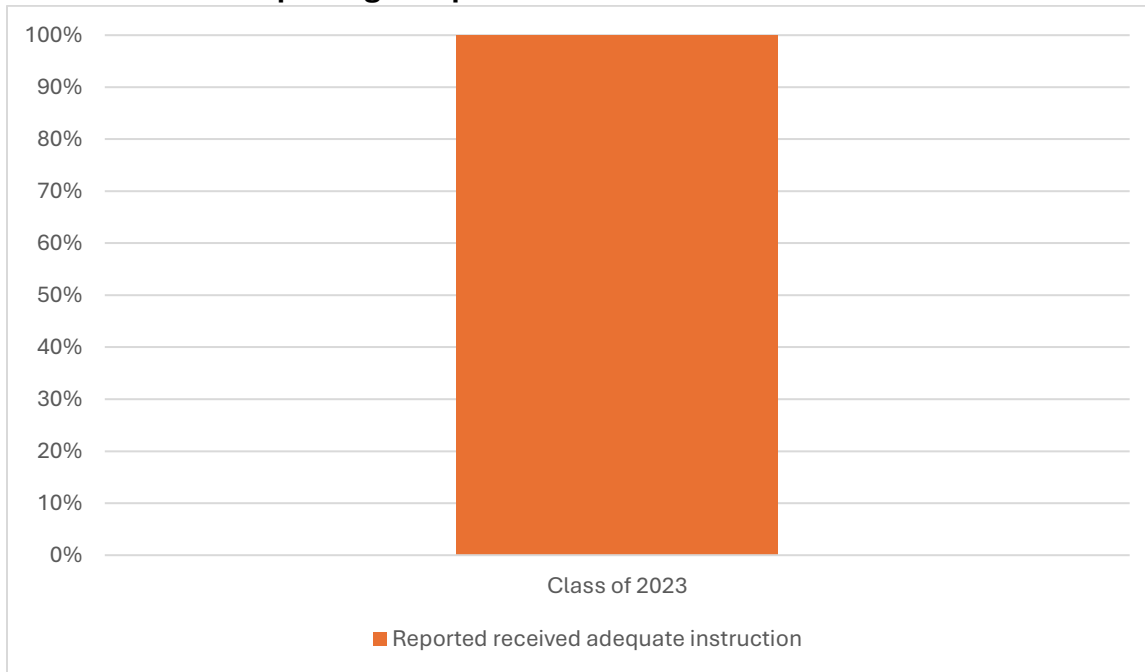
	Class of 2023	Class of 2024
<b>Course completion rates</b>	100%	100%

Data Source: Program Records

**Benchmark:** The Program will have 100% of graduating students complete the research methods course which teaches evidence-based medicine

**Outcome:** The Program meets this benchmark, will post additional data when available

**Alumni reporting adequate instruction on evidence-based medicine.**

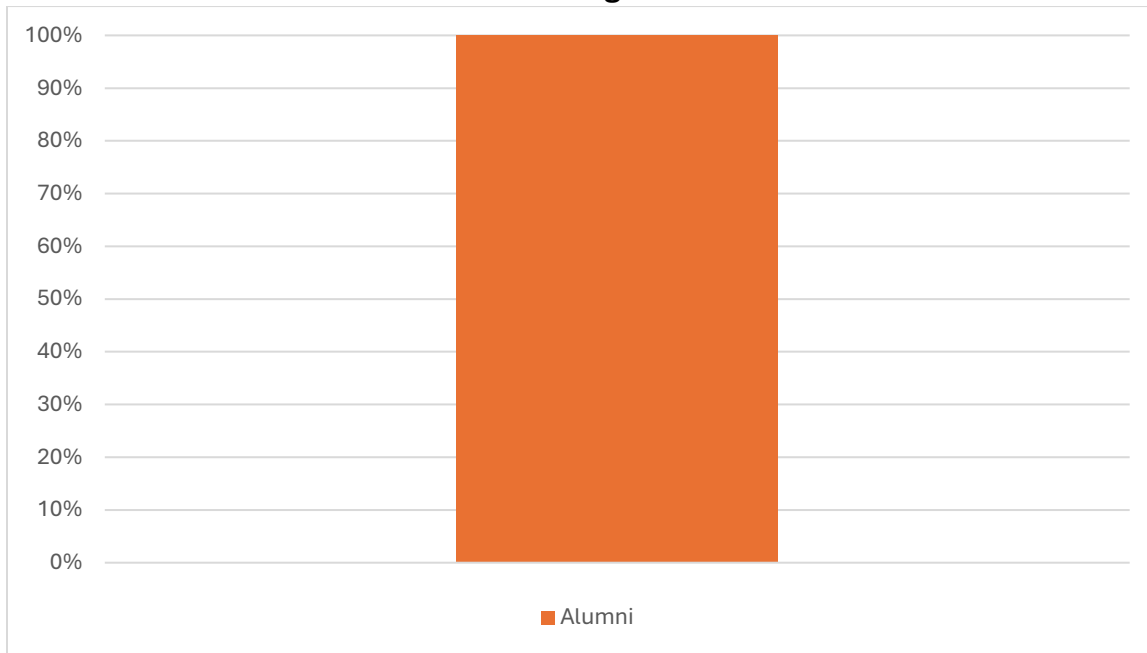


Data Source: OSU CHS Alumni Survey

**Benchmark:** The Program will have an average of 85% of alumni reporting they were adequately trained on evidence-based medicine practices during the Program

**Outcome:** The Program meets this benchmark, will post additional alumni data when available

### Alumni Maintaining NCCPA Certification



Data Source: OSU CHS Alumni Survey

**Benchmark:** The Program will have an average of 85% of alumni maintaining NCCPA certification

**Outcome:** The Program meets this benchmark, will post additional alumni data when available