

Oklahoma State University Center for Health Science Physician Assistant Program

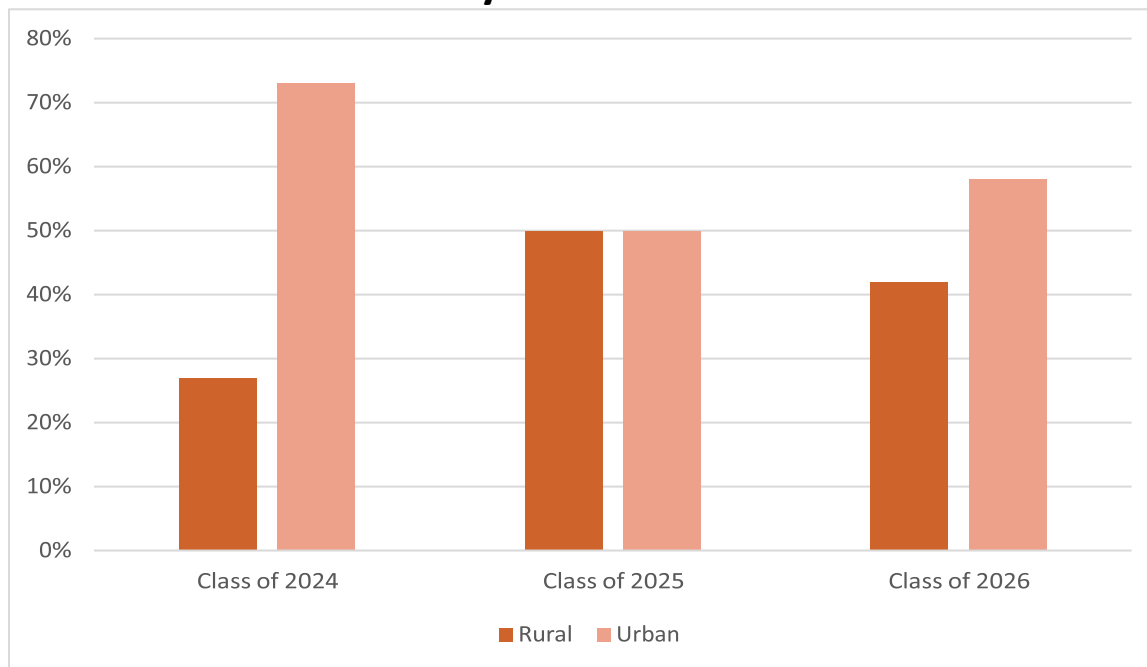
Effectiveness of the Program in Meeting its Goals

Data is based on past three matriculating or graduating cohorts

Goal #1: Admit students from rural and underserved areas within Oklahoma to serve the mission of returning healthcare providers to these communities.

The Program shows effectiveness in meeting this goal through three different benchmarks.

Matriculant Residency Status

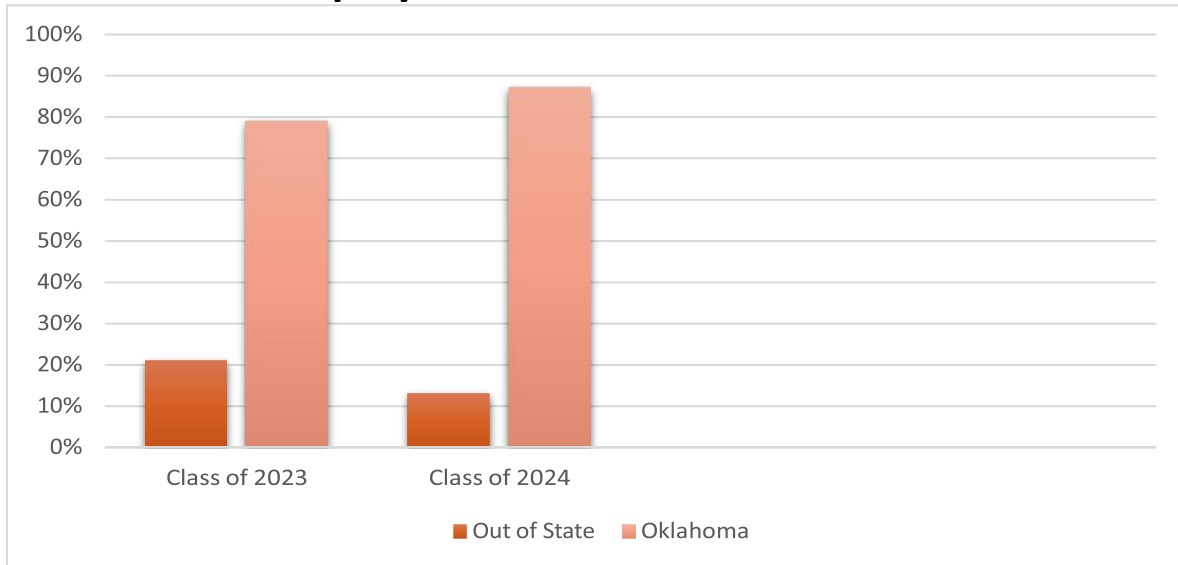


Data Source: WebAdmit

Benchmark: At least 20% of a cohort will be represented by rural areas of Oklahoma

Outcome: The Program meets this benchmark based on past three matriculating cohorts

Graduates Employed in Oklahoma

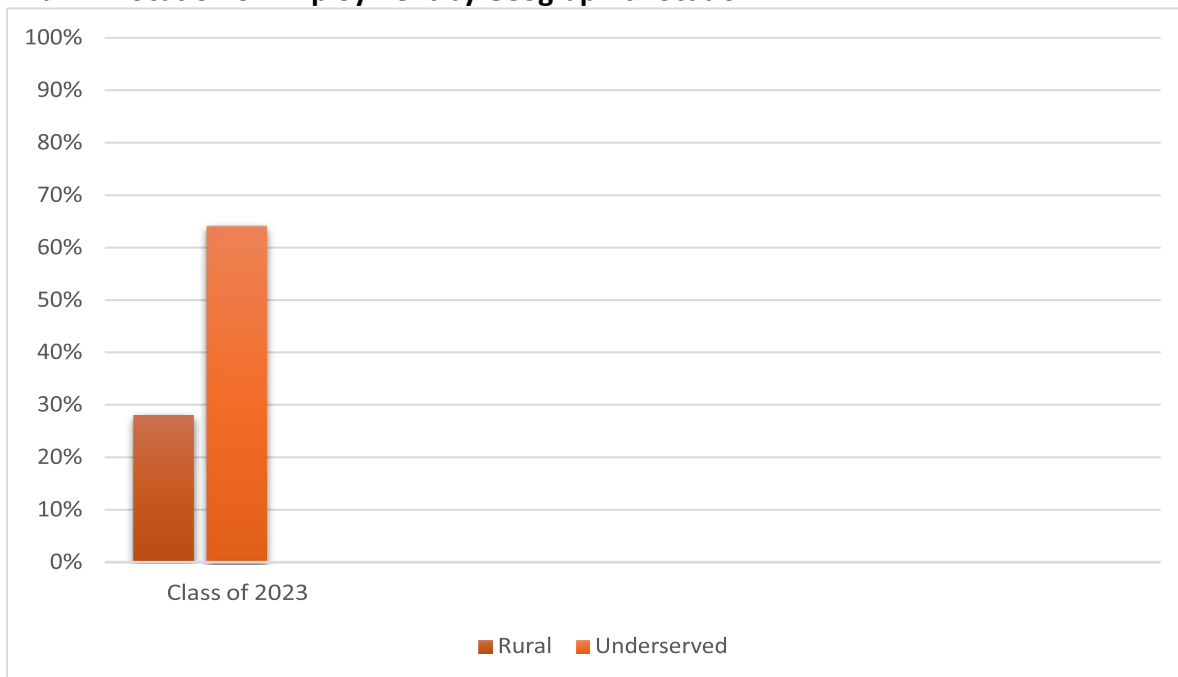


Data Source: OSU CHS Graduate Survey

Benchmark: At least 70% of program graduates work in the state of Oklahoma

Outcome: The Program meets this benchmark, will post additional graduate data when available

Alumni Location of Employment by Geographic Location



Data Source: OSU CHS Alumni Survey

Benchmark: At least 20% of program alumni work in rural or underserved areas.

Outcome: The Program meets this benchmark, will post additional alumni data when available

Goal #2: Graduate students that are skilled, competent, and well prepared for successful clinical practice.

The Program shows effectiveness in meeting this goal through five different benchmarks.

Clinical Summative Exam Performance

	Class of 2023	Class of 2024	All Student	Performance
Successful summative exam performance on first attempt	71%	91%	82%	

Data Source: Program Records

Benchmark: Clinical summative exam pass rate of 85% or higher on first attempt without remediation.

Outcome: The Program has shown improvement in meeting this benchmark, will post additional data when available.

Attrition Report

	Class of 2023	Class of 2024	Class of 2025
Entering Class Size	26	28	28
Graduates	21	23	
Attrition Rate	19.2%	18%	
Graduation Rate	80.8%	82%	

Data Source: Program Records

Benchmark: Graduation rate of 85% or higher across two cohorts

Outcome: The Program has shown improvement in meeting this benchmark, will post additional data when available

NCCPA Program Report

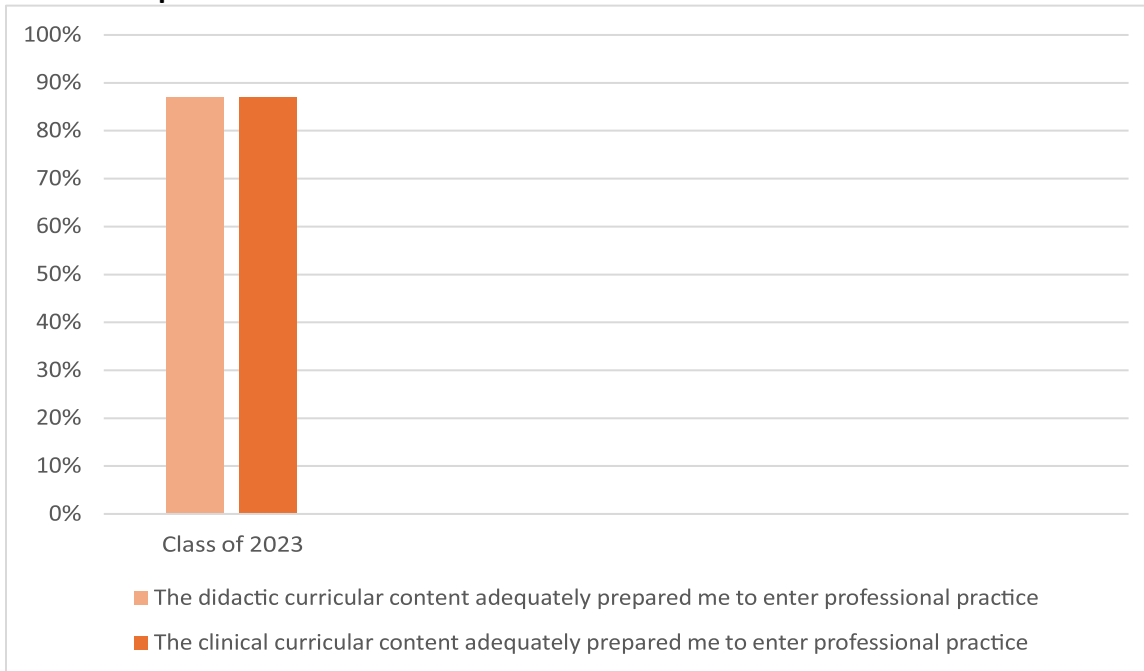
Class	Group	Number of Candidates who Took PANCE	Number of Exam Attempts	Number of Exam Passed	Program Exam Pass Rate	National Exam Pass Rate for the Class Graduation year	% of Candidates Who Ultimately Passed PANCE
Class of 2023	All Takers	21	22	21	95%	89%	100%
	First Time Takers	21	21	20	95%	92%	100%
Class of 2024	All Takers	23	23	23	100%	90%	100%
	First Time Takers	23	23	23	100%	92%	100%

Data Source: NCCPA Exam Performance Summary Report

Benchmark: Maintain an 85% first time pass rate and an 85% all time pass rate

Outcome: The Program meets this benchmark, will post additional data when available

Alumni Preparedness for Clinical Practice

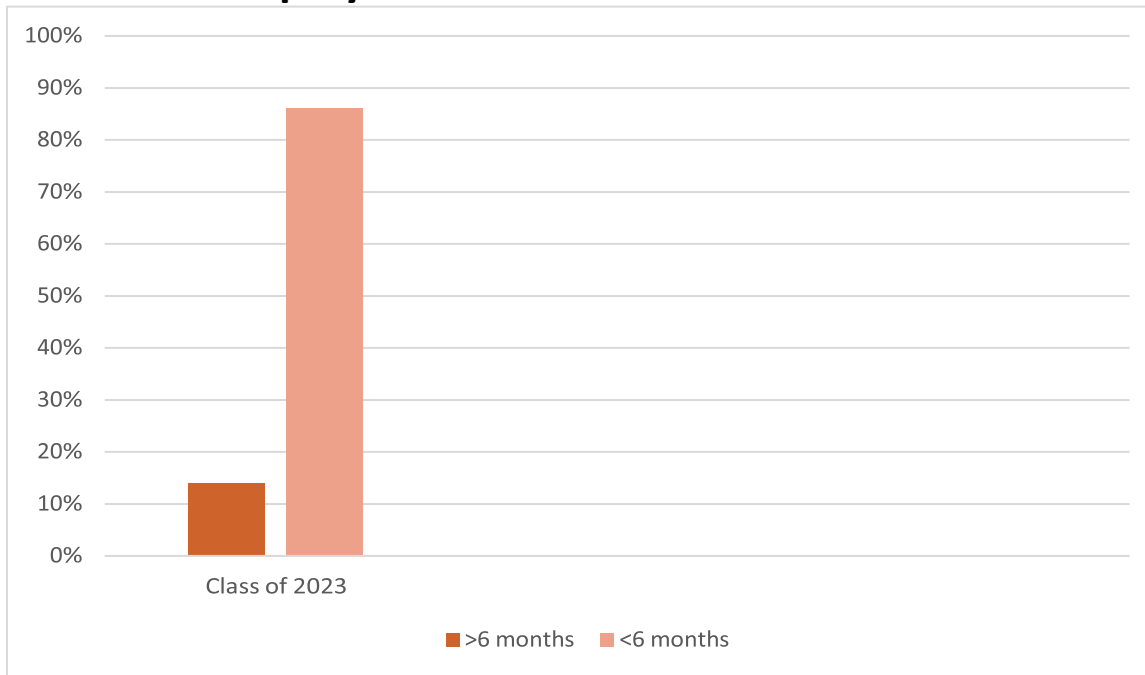


Data Source: OSU CHS Alumni Survey

Benchmark: At least 85% of alumni report being prepared for clinical practice by both the didactic and clinical curriculum

Outcome: The Program meets this benchmark, will post additional alumni data when available

Time to Employment



Data Source: OSU CHS Alumni Survey

Benchmark: At least 85% of alumni report that they obtained a job within six months of Program completion.

Outcome: The Program meets this benchmark, will post additional alumni data when available

Goal #3: Graduate students that value the importance of life-long learning and utilize current evidence-based guidelines.

The Program shows effectiveness in meeting this goal through three different benchmarks.

Completion of Research Methods Course

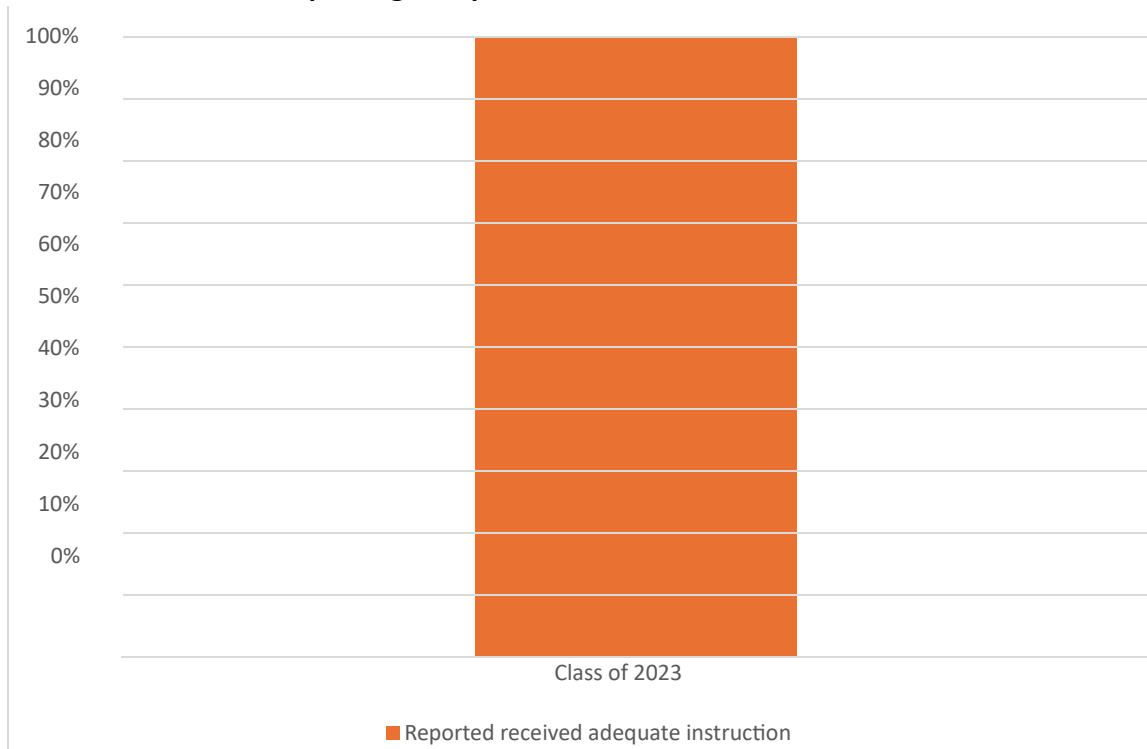
	Class of 2023	Class of 2024	
Course completion rates	100%	100%	

Data Source: Program Records

Benchmark: The Program will have 100% of graduating students complete the research methods course which teaches evidence-based medicine

Outcome: The Program meets this benchmark, will post additional data when available

Alumni reporting adequate instruction on evidence-based medicine.

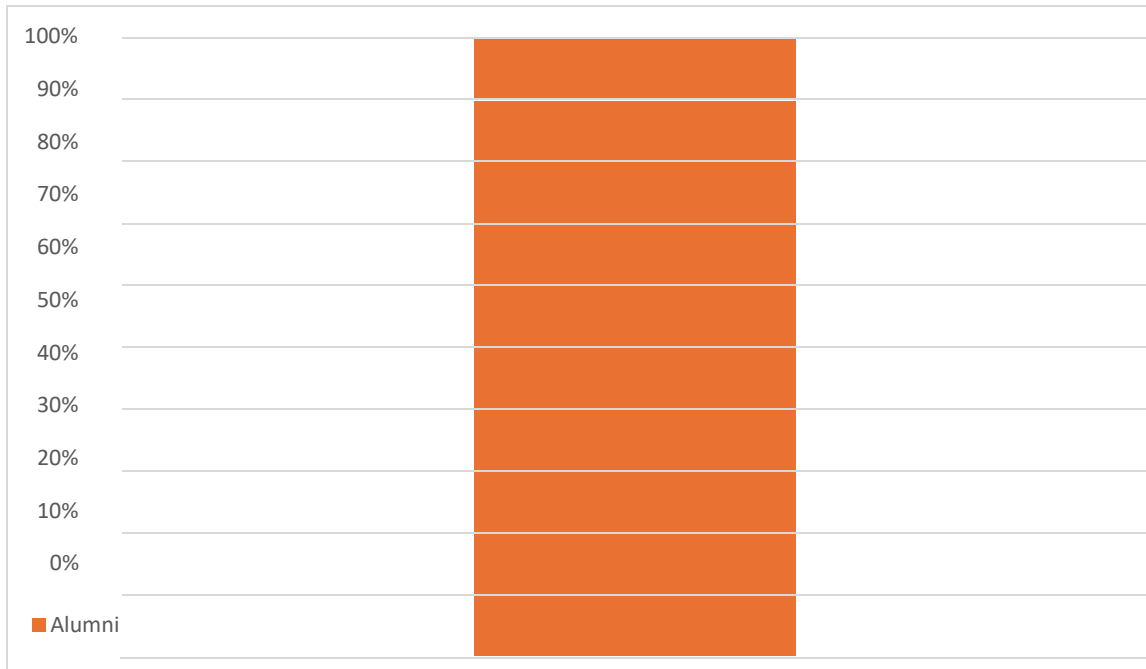


Data Source: OSU CHS Alumni Survey

Benchmark: The Program will have an average of 85% of alumni reporting they were adequately trained on evidence-based medicine practices during the Program

Outcome: The Program meets this benchmark, will post additional alumni data when available

Alumni Maintaining NCCPA Certification



Data Source: OSU CHS Alumni Survey

Benchmark: The Program will have an average of 85% of alumni maintaining NCCPA certification

Outcome: The Program meets this benchmark, will post additional alumni data when available