



Ascension


Instructions for Setting Up an Account for Ascension Online Care

Login page for Ascension Online Care:

<https://ascensiononlinecare.org/loginConsumer.htm?logout=true> or download the app from App Store (Apple devices) or Google Play (Android devices) to create an account.

To create an account: Enter name, email, and create password, agree to the terms of use and select Sign Up.


Log In | Test Computer | Provider Login

 Ascension

Mother:

I agree to these [Terms of Use](#).

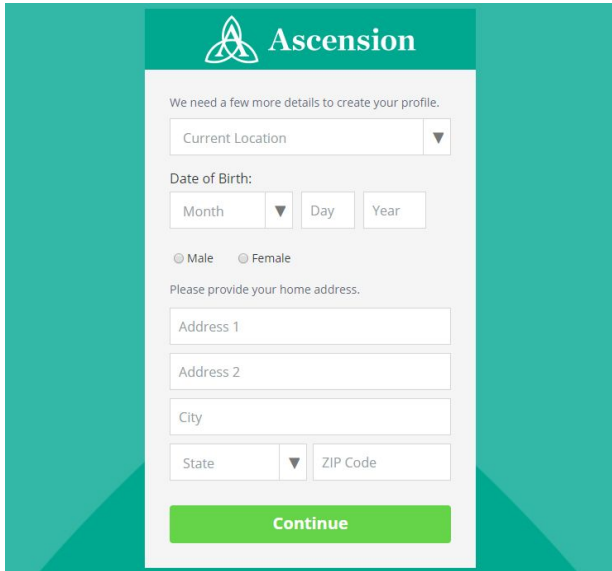
Already have an account? [Log In](#)



See a doctor now

Ascension makes it easy for you to get the care you need, when and where you need it. Simply log on to connect with a doctor.

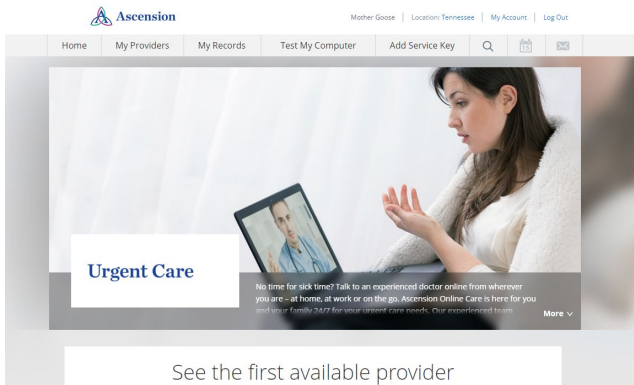
[Learn More >](#)



The image shows a web form for creating a profile on the Ascension website. The form is set against a teal background. At the top, the Ascension logo is displayed. Below the logo, the text reads: "We need a few more details to create your profile." The form includes a dropdown menu for "Current Location", a "Date of Birth" section with "Month", "Day", and "Year" dropdowns, and radio buttons for "Male" and "Female". Below this is a section for "Please provide your home address" with input fields for "Address 1", "Address 2", "City", "State" (dropdown), and "ZIP Code". A green "Continue" button is at the bottom of the form.

Enter Personal information and select continue.

Service Key to tie to payer: You do not need to enter anything as this is not necessary for your visit, Select Finish.



Completing your profile takes you to this page. Your setup is complete, and you can log out.

When ready to have a visit with a physician, select a physician that is available.

Get Started

Your Visit

Pharmacy

Payment

Get Started

Who is this visit for?

- Myself
- My child

What phone number should a provider call for follow-up, if needed?*

Would you like to email guests (up to four) to join your visit? ⓘ

+ Add a guest

Back

Continue

Complete the Your Visit portion:.

✓ Get Started

Your Visit

Pharmacy

Payment

Your Visit

What would you like to discuss today?

What is your current physical address in the event of a medical emergency?

Are you allergic to any medications?

Are you now or could you be pregnant?

Do you have any immune system compromise or chronic lung disease?

Do you have any vulnerable family members in the home (infant, pregnant, cancer, elderly)?

I acknowledge receipt of these [Notice of Privacy Practices](#)

Back


Continue

Complete the Pharmacy section:


✓ Get Started ✓ Your Visit **Pharmacy** Payment


Pharmacy

Choose a Pharmacy:




In-Store Pickup
Pick up your prescription at your local retail pharmacy like CVS, Rite Aid, Walgreens, and more.

Select 



Mail Order
Manage your ongoing care with ease by having your prescription delivered right to your door.

Select 

Back **Skip**

When prompt about insurance, please answer with the following:

✓ Get Started ✓ Your Visit ✓ Pharmacy **Payment**

Insurance

I have insurance

I don't have insurance

My plan isn't listed / Prefer not to answer

If your plan isn't listed, you can still file a claim after the visit.

Back **Continue**


When prompt for payment, enter the following coupon code: **OSUMED2020** and select Apply:

 Payment

Your Cost: **\$59.00**

Price includes only the cost of your visit. The cost of any medications or treatments prescribed as a result of your visit is not included.

Credit Card Information



Month Year

Billing Address

Same as home address

State ZIP Code

Select Continue after you key in the coupon code.