

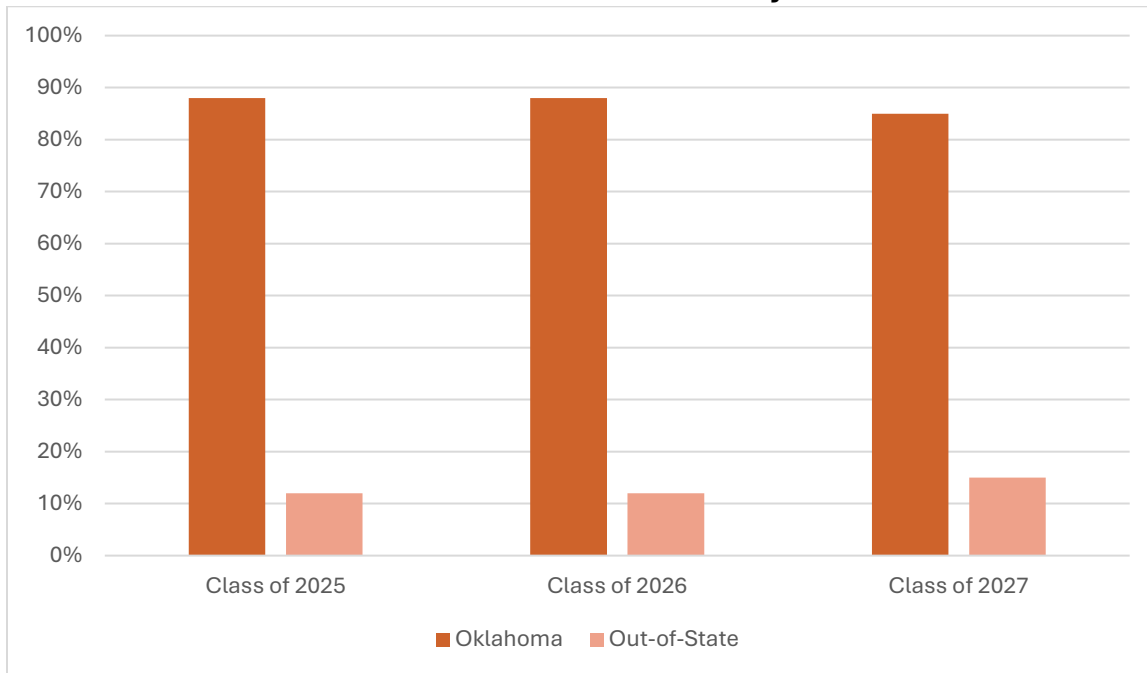
# Oklahoma State University Center for Health Sciences Physician Assistant Program

*Effectiveness of the Program in Meeting its Goals*  
*Data is based on past three matriculating or graduating cohorts.*  
*Updated March 2026*

**Goal #1: Admit students from rural and underserved areas within Oklahoma to serve the mission of returning healthcare providers to these communities.**

*The Program shows effectiveness in meeting this goal through four different data sets.*

## Matriculant State Residency Status

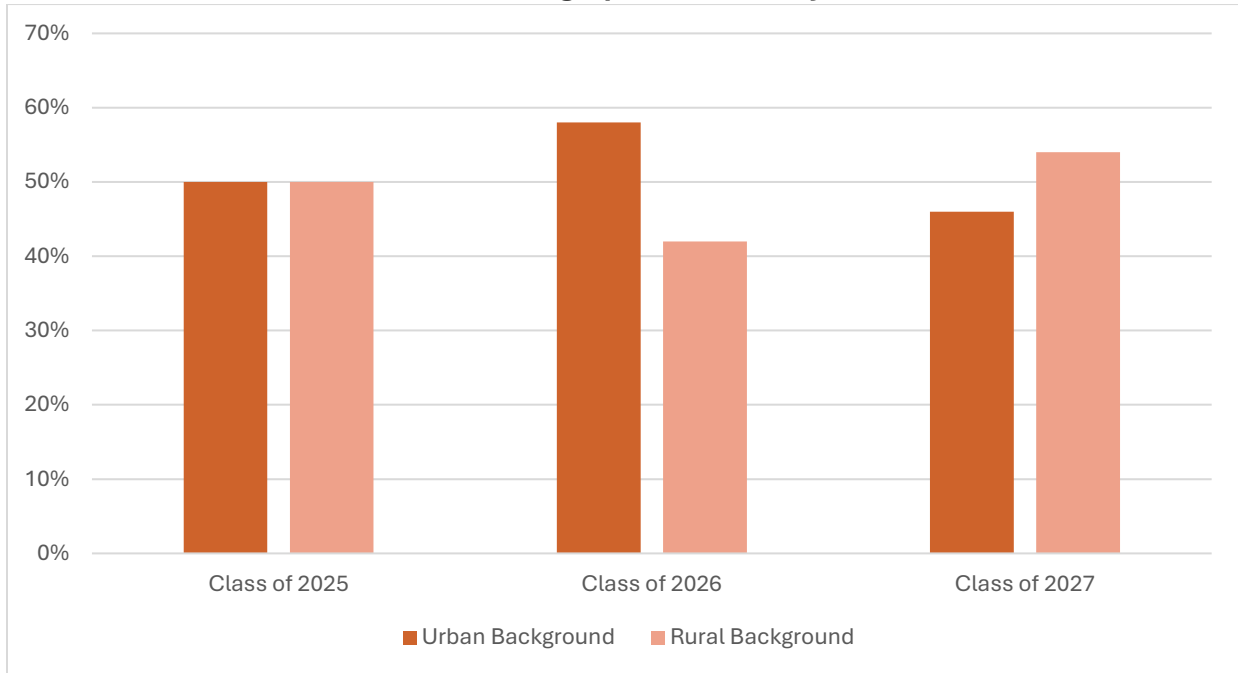


Data Source: SLATE CRM

**Benchmark:** The Program will have  $\geq 80\%$  of a cohort represented by residents of Oklahoma.

**Outcome:** The Program meets this benchmark based on past three matriculating cohorts.

### Matriculant Geographic Residency Status

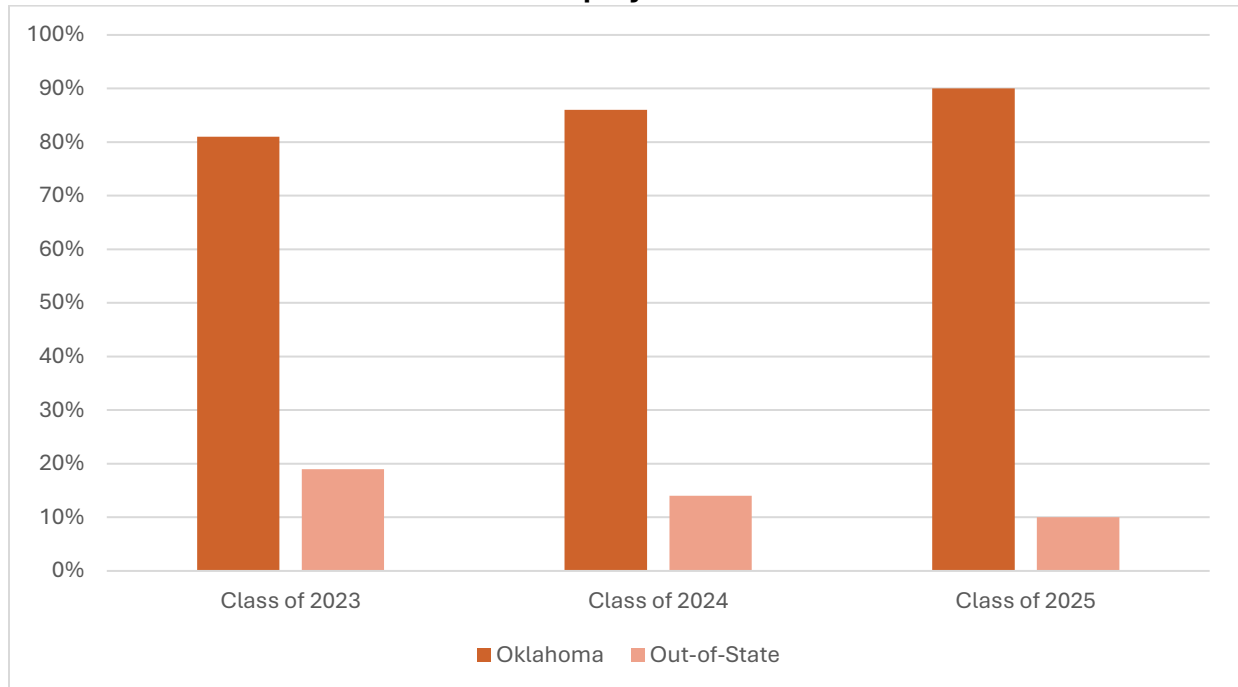


Data Source Web Admit

**Benchmark:** The Program will have  $\geq 20\%$  of a cohort represented by rural areas of Oklahoma.

**Outcome:** The Program meets this benchmark based on past three matriculating cohorts.

### Graduates Employed in Oklahoma

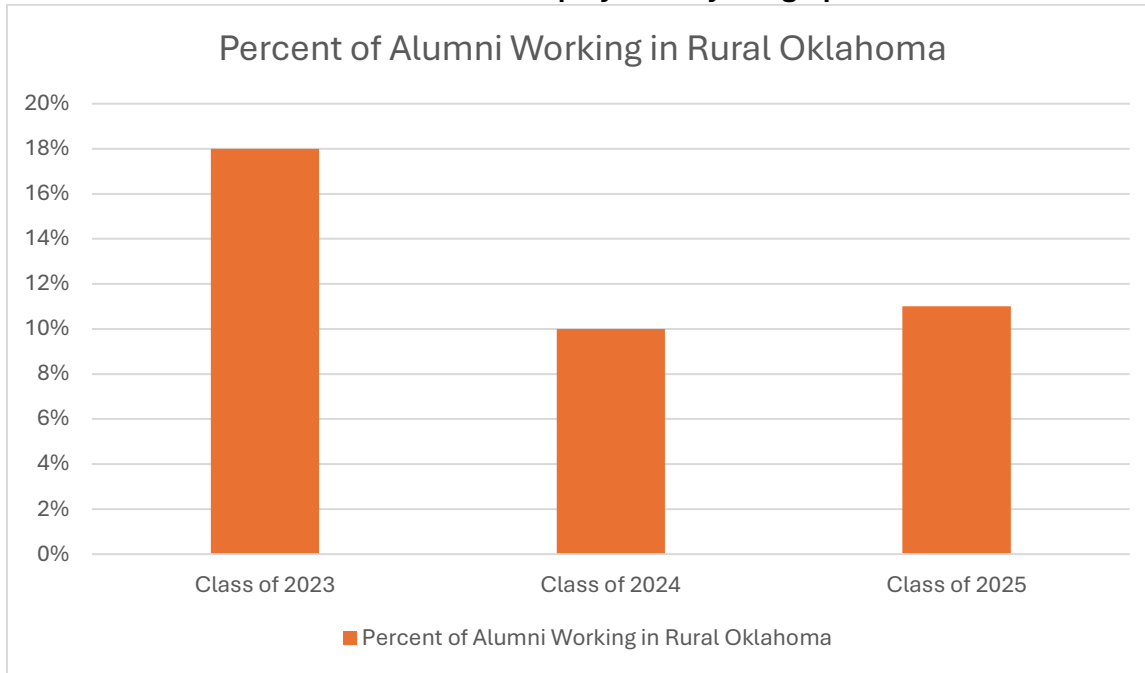


Data Source: Oklahoma Medical Board

**Benchmark:** The Program will have  $\geq 70\%$  of graduates working in the state of Oklahoma.

**Outcome:** The Program meets this benchmark based on past three graduating cohort.

## Alumni Location of Employment by Geographic Location



Data Source: Oklahoma Medical Board

**Benchmark:** The Program will have  $\geq 20\%$  of alumni working in rural areas of Oklahoma.

**Outcome:** The Program will continue to work toward meeting this benchmark with plans to increase exposure to rural settings, job opportunities, and pipeline programs.

**Goal #2: Graduate students that are competent and well prepared for successful clinical practice.**

*The Program shows effectiveness in meeting this goal through four different data sets.*

**Clinical Summative Exam Performance**

	Class of 2023	Class of 2024	Class of 2025
<b>Successful summative exam performance on first attempt</b>	71%	88%	95%
<b>Successful summative exam performance after remediation</b>	100%	100%	100%

Data Source: Program Records

**Benchmark:** The Program will have a clinical summative exam pass rate of  $\geq 85\%$  on first attempt.

**Outcome:** The Program has shown improvement in meeting this benchmark, will post additional data when available.

**NCCPA Program Report**

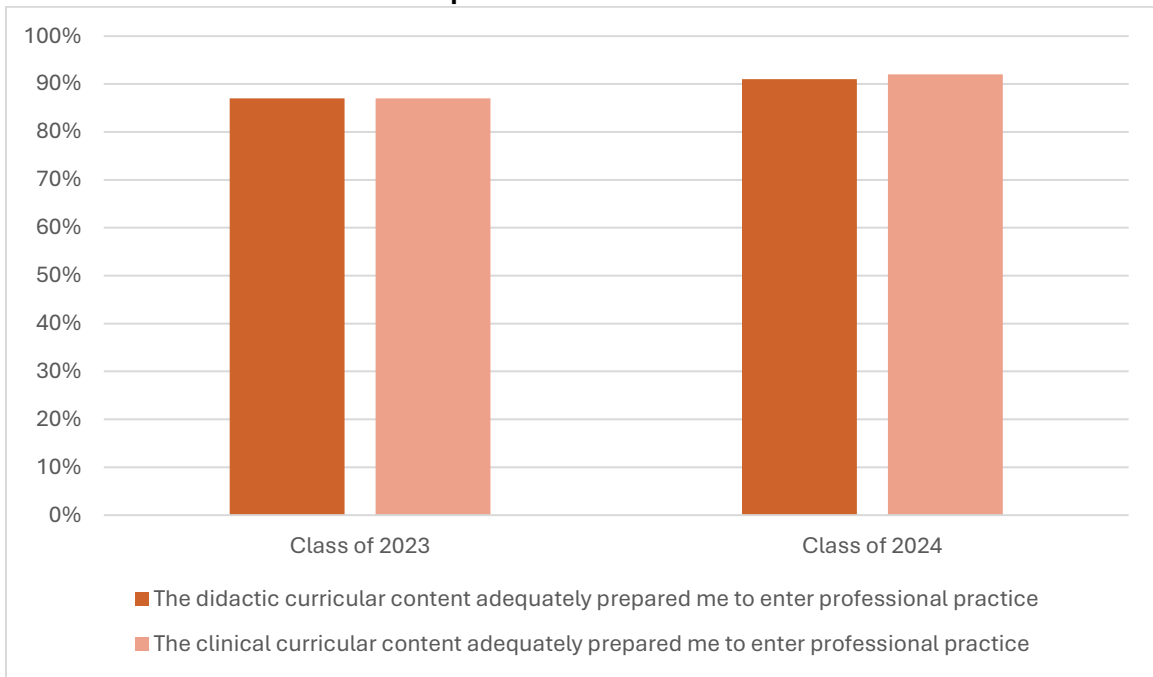
Class	Group	Number of Candidates who took the PANCE	Number of Exam Attempts	Number of Exam Passed	Program Exam Pass Rate	National Exam Pass Rate for the Class Graduation Year	% of Candidates Who Ultimately Passed PANCE
2023	All Takers	21	22	21	95%	89%	100%
	First Time Takers	21	21	20	95%	92%	100%
2024	All Takers	23	23	23	100%	89%	100%
	First Time Takers	23	23	23	100%	92%	100%
2025	All Takers	22	23	21	91%	88%	95%
	First Time Takers	22	22	20	91%	91%	95%

Data Source: NCCPA Exam Performance Summary Report

**Benchmark:** The Program will maintain  $\geq 85\%$  first time pass rate and  $\geq 85\%$  all time pass rate on PANCE.

**Outcome:** The Program meets this benchmark based on past three graduating cohorts.

### Alumni Preparedness for Clinical Practice

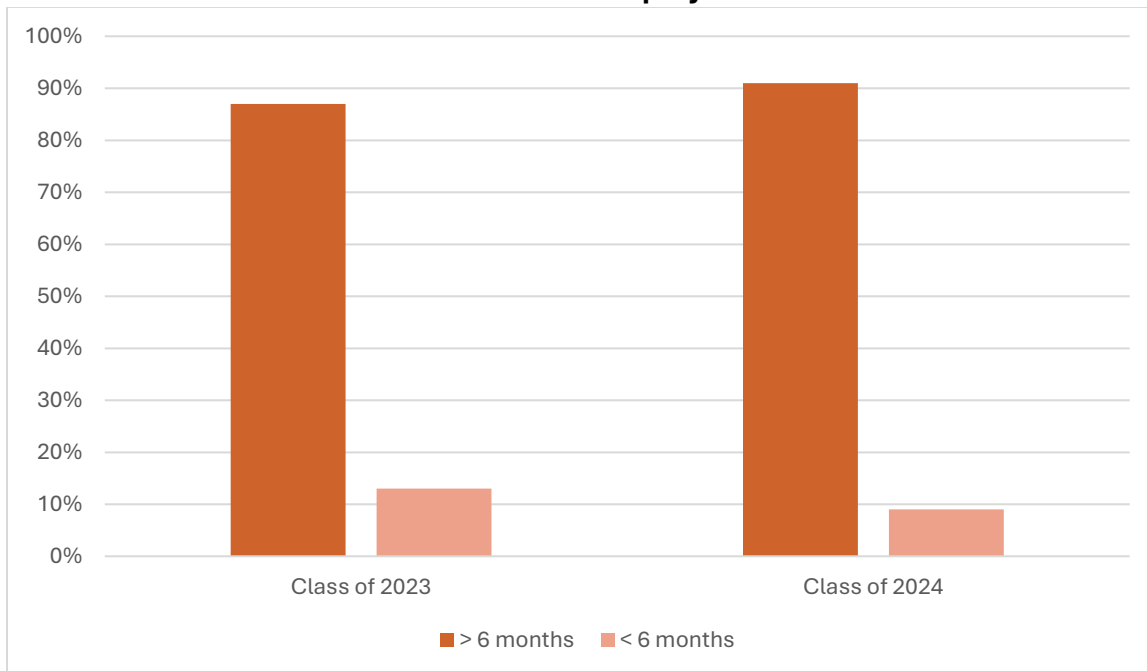


Data Source: OSU CHS Alumni Survey

**Benchmark:** The Program will have  $\geq 85\%$  of alumni reporting being prepared for clinical practice by both the didactic and clinical curriculum.

**Outcome:** The Program meets this benchmark, will post additional alumni data when available.

### Time to Employment



Data Source: OSU CHS Alumni Survey

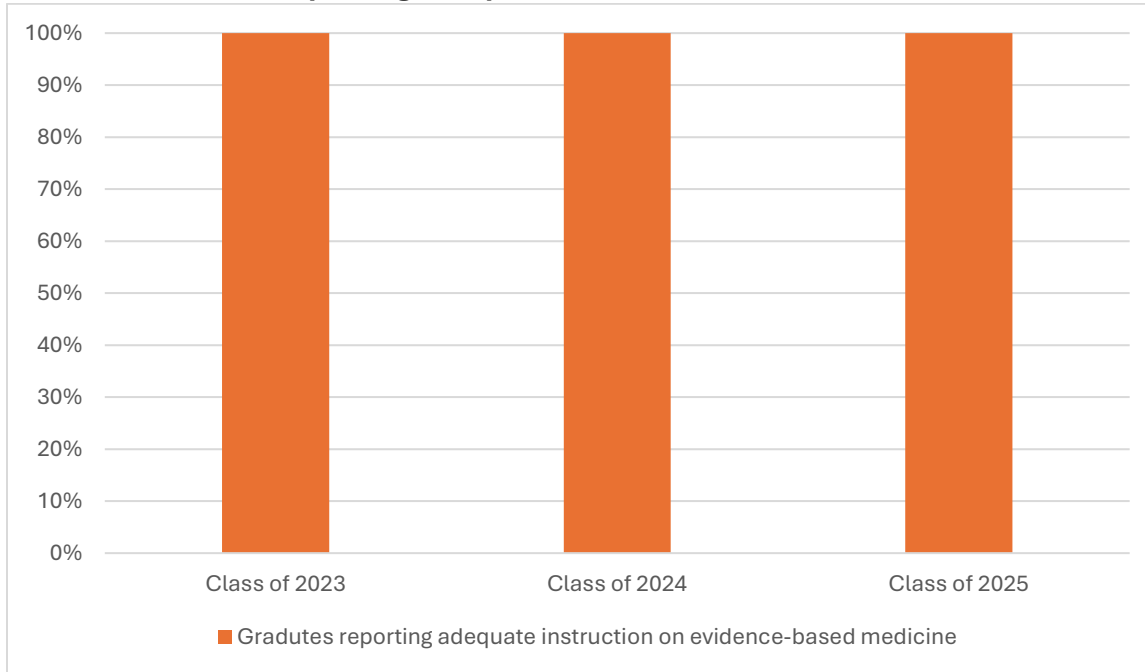
**Benchmark:** The Program will have  $\geq 85\%$  of alumni obtain a job within six months of graduation.

**Outcome:** The Program meets this benchmark, will post additional alumni data when available.

**Goal #3: Graduate students that value the importance of life-long learning and utilize current evidence-based guidelines.**

*The Program shows effectiveness in meeting this goal through three different datasets.*

**Graduates Reporting Adequate Instruction on Evidence-Based Medicine**

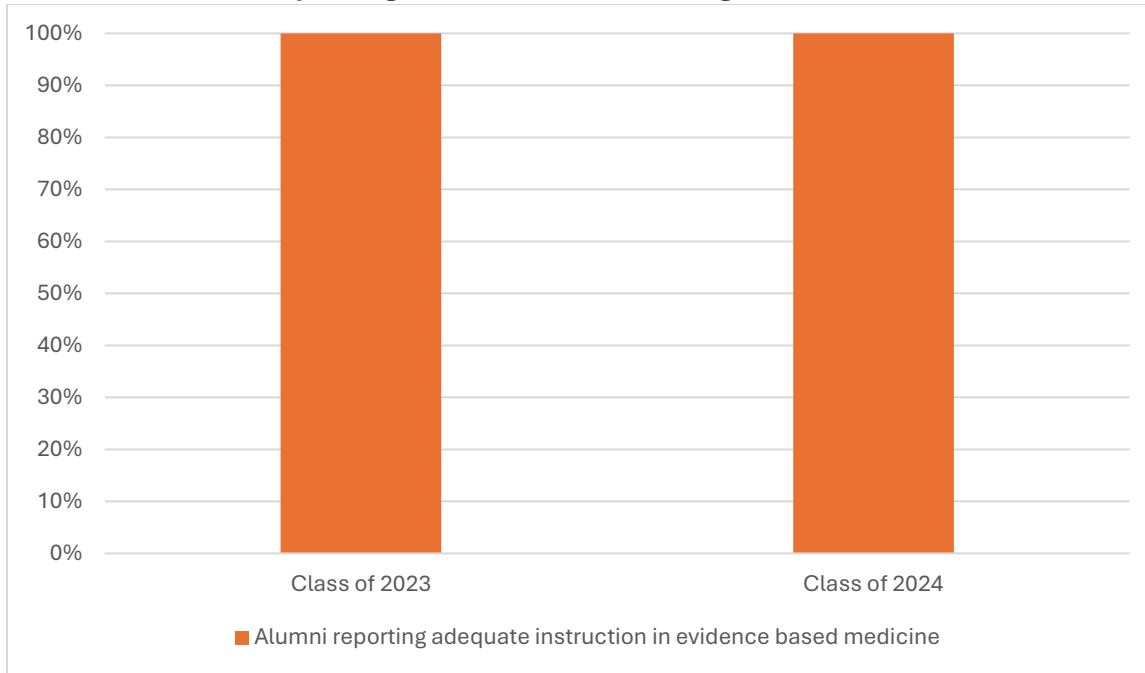


Data Source: OSU Graduate Survey

**Benchmark:** The Program will have a  $\geq 85\%$  of graduates per cohort stating they were adequately trained on evidence-based medicine practices during the Program.

**Outcome:** The Program meets this benchmark for the past three graduating cohorts.

### Alumni Reporting Confidence in Utilizing Evidence-Based Medicine



Data Source: OSU Alumni Survey

**Benchmark:** The Program will have  $\geq 85\%$  of alumni per cohort stating they were adequately trained on evidence-based medicine practices during the Program.

**Outcome:** The Program meets this benchmark, will post additional alumni data when available.

### Alumni Maintaining NCCPA Certification

Class	# Currently Certified	% Currently Certified
2023	21	100%
2024	23	100%

Data Source: OSU CHS Alumni Survey

**Benchmark:** The Program will have a  $\geq 85\%$  of alumni per cohort maintaining NCCPA certification.

**Outcome:** The Program meets this benchmark, will post additional alumni data when available.